



Lucara Diamond Corp.

Emerging Markets Day
Stockholm - November 2013



Lucara Diamond Corp.

Cautionary Statement



Forward-looking information

This document contains statements about expected or anticipated future events and financial results of Lucara that are forward-looking in nature and are based on Lucara's current expectations, estimates and projections. This forward-looking information is subject to certain risks and uncertainties, such as legal and political risk, civil unrest, general economic, market and business conditions, the regulatory process and actions, technical issues, new legislation, competitive and general economic factors and conditions, the uncertainties resulting from potential delays or changes in plans, the occurrence of unexpected events and management's capacity to execute and implement its future plans. The actual results, activities, performance or achievements of Lucara may differ materially from those projected by management. A discussion of factors that may affect Lucara's actual results, performance, achievements or financial position is contained in the filings by Lucara with the Canadian provincial securities regulatory authorities, including Lucara's 2012 annual MD&A filed on March 21, 2013 on the system for electronic document analysis and retrieval ("SEDAR") at www.sedar.com.

Technical information

The technical information in this document for the Mothae diamond project in Lesotho ("Mothae") and the AK6 diamond project (Karowe Mine) in Botswana is based on the following technical reports, respectively:

NI 43-101 Technical Report and Mineral Resource Estimate for the Mothae Diamond Project, Lesotho Prepared by MSA Geoservices (Pty) Ltd on behalf of Lucara Diamond Corp., dated February 28, 2013

NI 43-101 Technical Report on the Feasibility Study for the AK6 Kimberlite Project, Botswana Prepared by MSA Geoservices (Pty) Ltd on behalf of Lucara Diamond Corp., dated December 31, 2010

The authors of these technical reports are independent of the Company and are qualified persons for the purposes of National Instrument 43-101 – Standards of Disclosure for Mineral Projects ("NI 43-101"). The technical reports are available for review on SEDAR at www.sedar.com.

2013 Outlook



Karowe

- 2013 carat production and sales target of 420,000 carats
- Operating costs of \$23 per tonne
- Total of 7 regular and 3 large stone diamond tenders planned for 2013.

Mothae

- Trial mining phase completed in September 2012
- Mothae Resource Estimate Completed and path forward for Mothae being investigated

Capital Structure



- Listed Exchanges under Symbol “LUC”
 - TSX
 - OMX (Sweden)
 - BSE (Botswana)

- Issued share 376M
- Fully diluted shares 381M
 - Options 5.1M (C\$ 0.79 WA exercise price)
 - Warrants Nil
 - Convertibles Nil

- Market Cap C\$ 500 million (October, 2013)

- Debt Nil

- Cash – Q3, 2013 US\$ 33.6 million

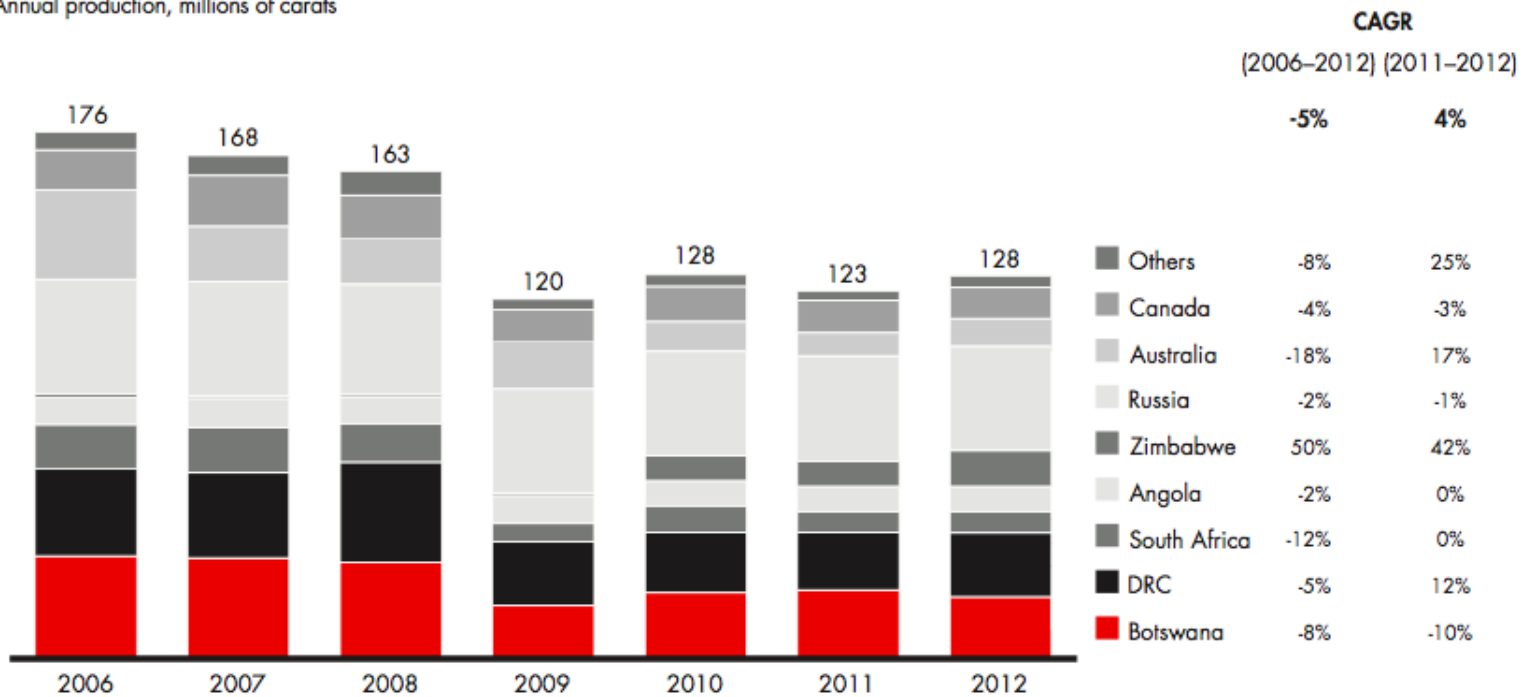
The Diamond Market



Global Rough Diamond Production

Production declined significantly during the crisis and volumes have yet to recover

Annual production, millions of carats



Note: Russia includes ALROSA, Nizhne-Lenskoye (acquired by ALROSA in 2013) and Uralalmaz

Source: Kimberley Process

Bain & Company – The Global Diamond Report 2013

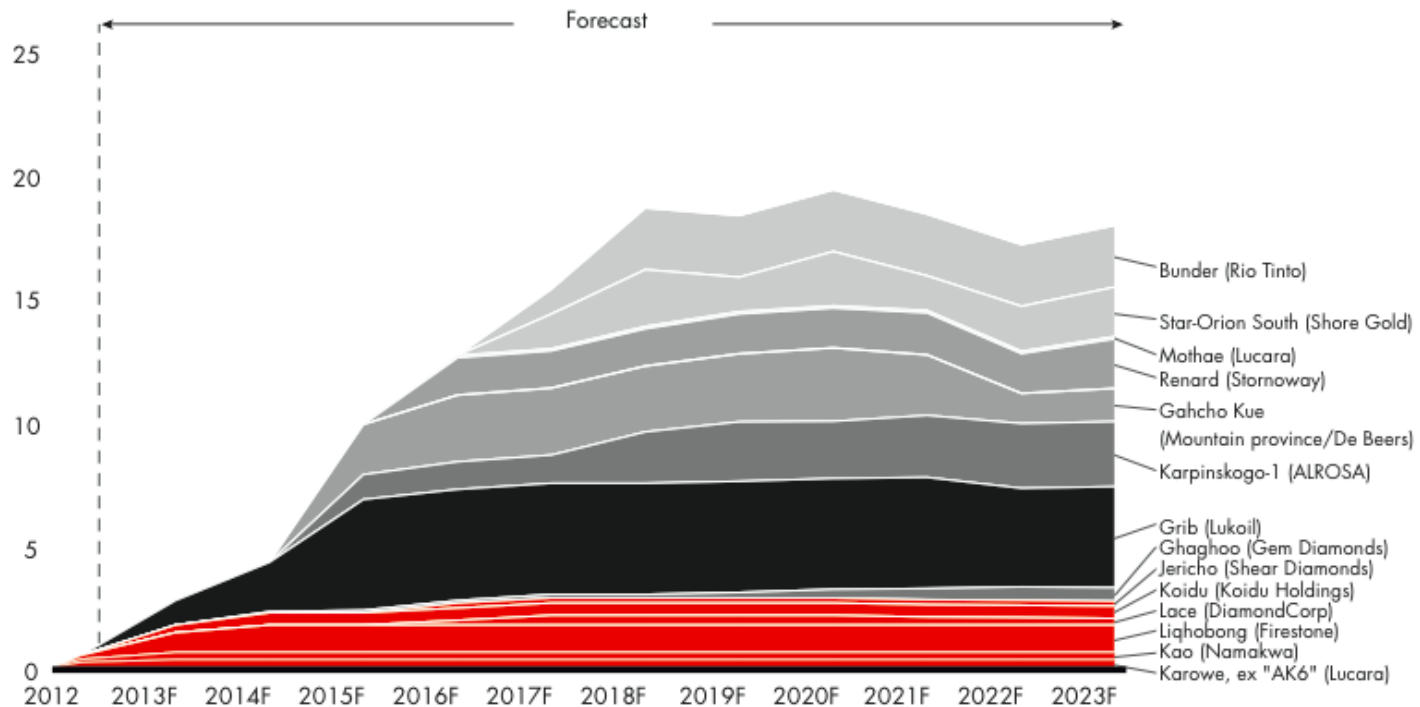
The Diamond Market



Expected New Mine Production

New mines are expected to add 18 million carats a year by 2023

Forecasted rough-diamond production of new mines, millions of carats



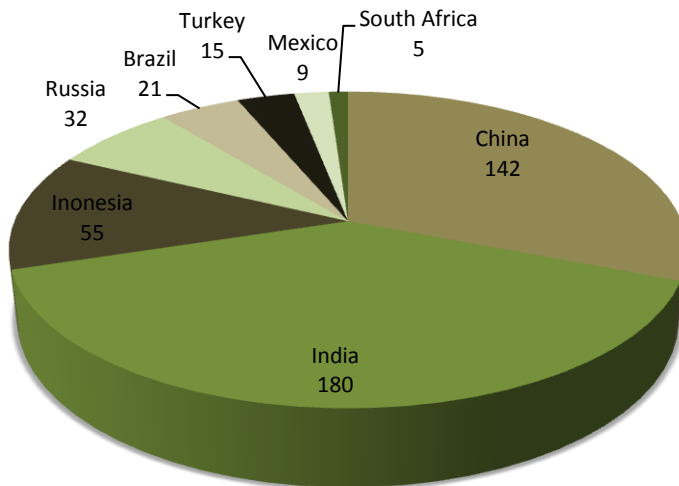
Source: Company plans; expert interviews; publication analysis; Bain analysis
Bain & Company – The Global Diamond Report 2013

The Diamond Market

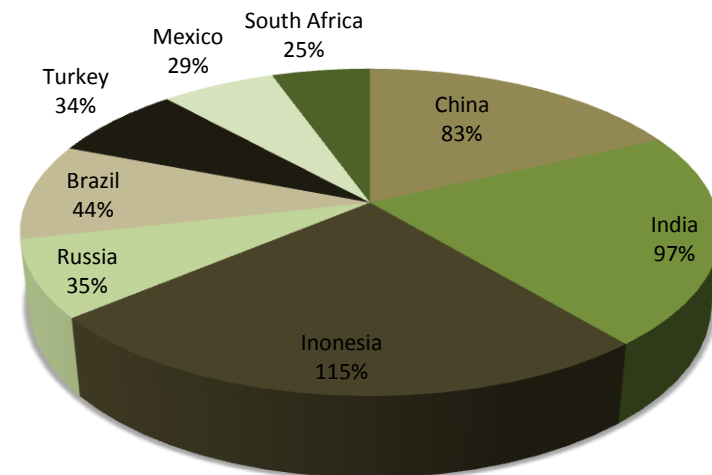


Global Economics Affecting Luxury Goods Consumption

Global Growth of Middle Classes in emerging markets
Millions of people
2010 - 2015



Global Growth of Middle Classes in emerging markets
% change
2010 - 2015



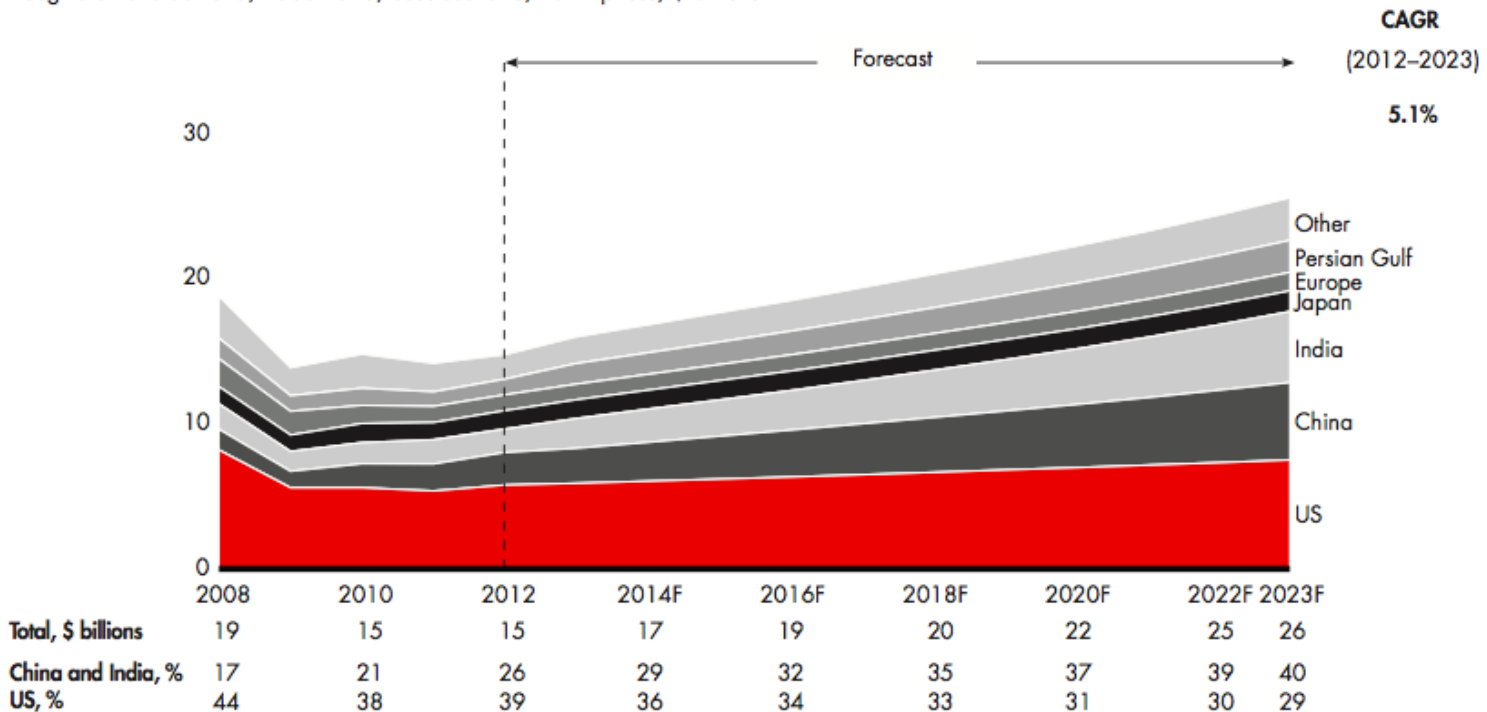
The Diamond Market



Rough Diamond Demand

(2012 – 2023) Driven by India and China and is expected to reach \$26 billion

Rough-diamond demand, 2008-2023, base scenario, 2012 prices, \$ billions

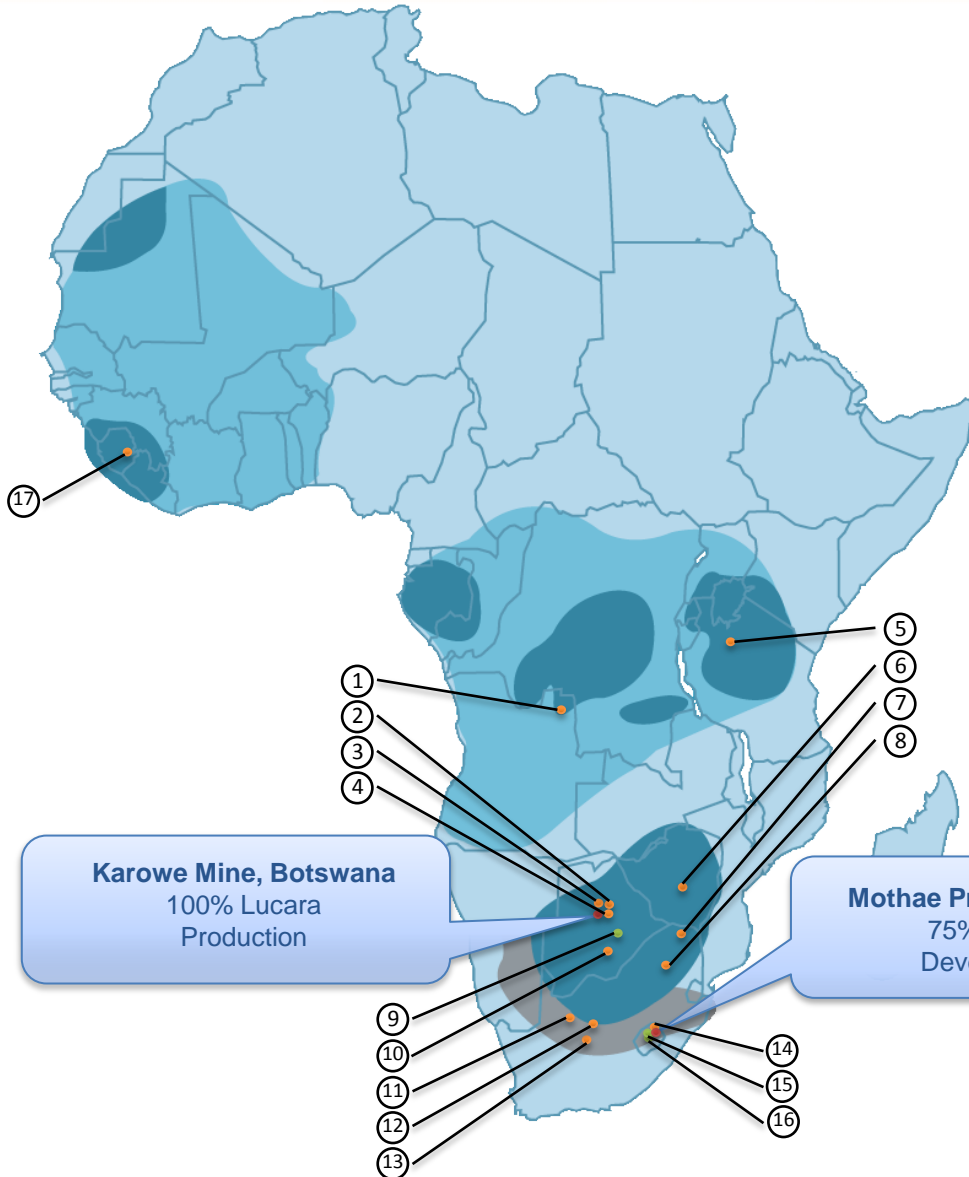


Note: Diamond jewelry demand is based on polished-diamond demand and diamond content projections
 Source: IDEX, Tacy Ltd. and Chaim Even-Zohar; publication analysis; Bain analysis
 Bain & Company – The Global Diamond Report 2013

African Focus



60% of worlds rough diamond originate from Africa



Kimberlite Mines and Projects

- | | | |
|---------------|-------------------|---------------|
| 1. Catoca | 8. Cullinan | 15. Liqhobong |
| 2. Letlhakane | 9. Ghaghoo | 16. Kao |
| 3. Orapa | 10. Jwaneng | 17. Koidu |
| 4. Damtshaa | 11. Finsch | |
| 5. Williamson | 12. Kimberley | |
| 6. Murowa | 13. Koffiefontein | |
| 7. Venetia | 14. Letseng | |

- Archons: Archean areas (3,500 – 2,500 million years old)
- Procons : Early and middle proterozoic areas (2,500 – 1,500 million years old)
- Tectons: Late proterozoic areas (1,500 – 600 million years old)

Karowe Mine

The Karowe mine – commissioned Q2, 2012, commercial production July 2012 and proving to have far more to offer than originally anticipated.



Karowe Mine – March 2013



9.46 carat blue diamond recovered in Oct 2012, sold for \$4.51 million (\$477,424/ct)



239 carat diamond recovered in March 2013, sold for \$5.7 million.

299 diamonds larger than 10.8 carats recovered in first 6 months of 2013

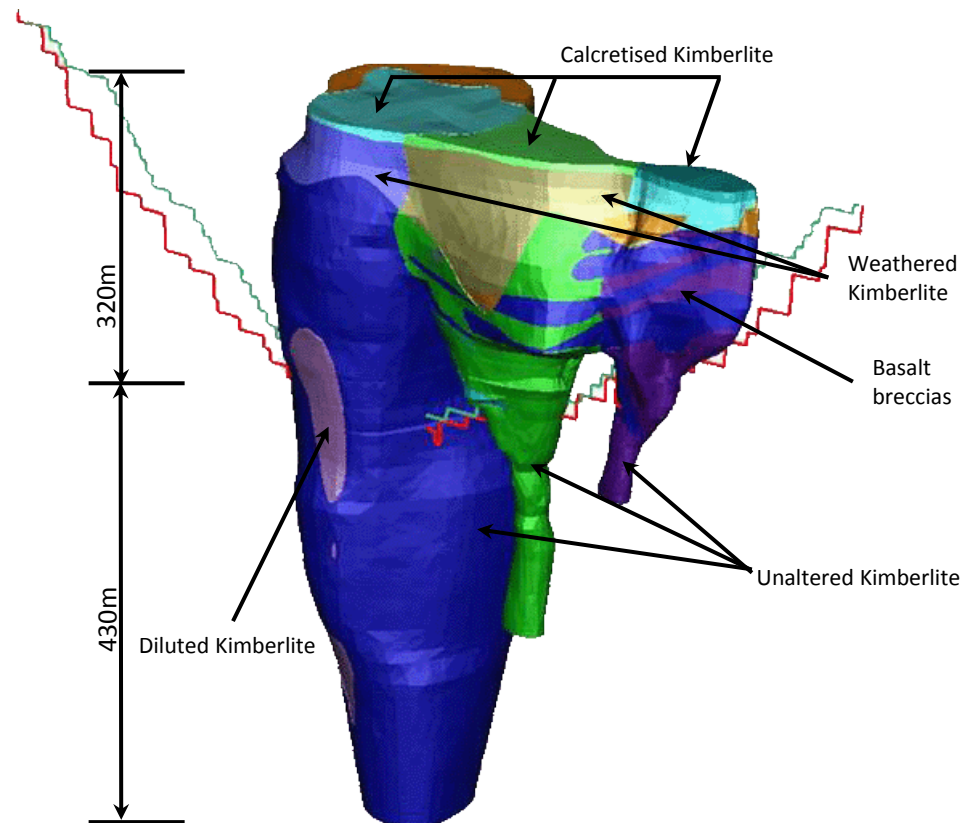
Karowe Mine



Reserve and Resource Potential

- **Reserve (2012)**
 - 38 M tonnes
 - 6.1 M carats
- **Indicated Resource to 400m**
 - 51 M tonnes
 - 8.2 M carats
- **Inferred Resource to 750m**
 - 21 M tonnes
 - 4.0 M carats

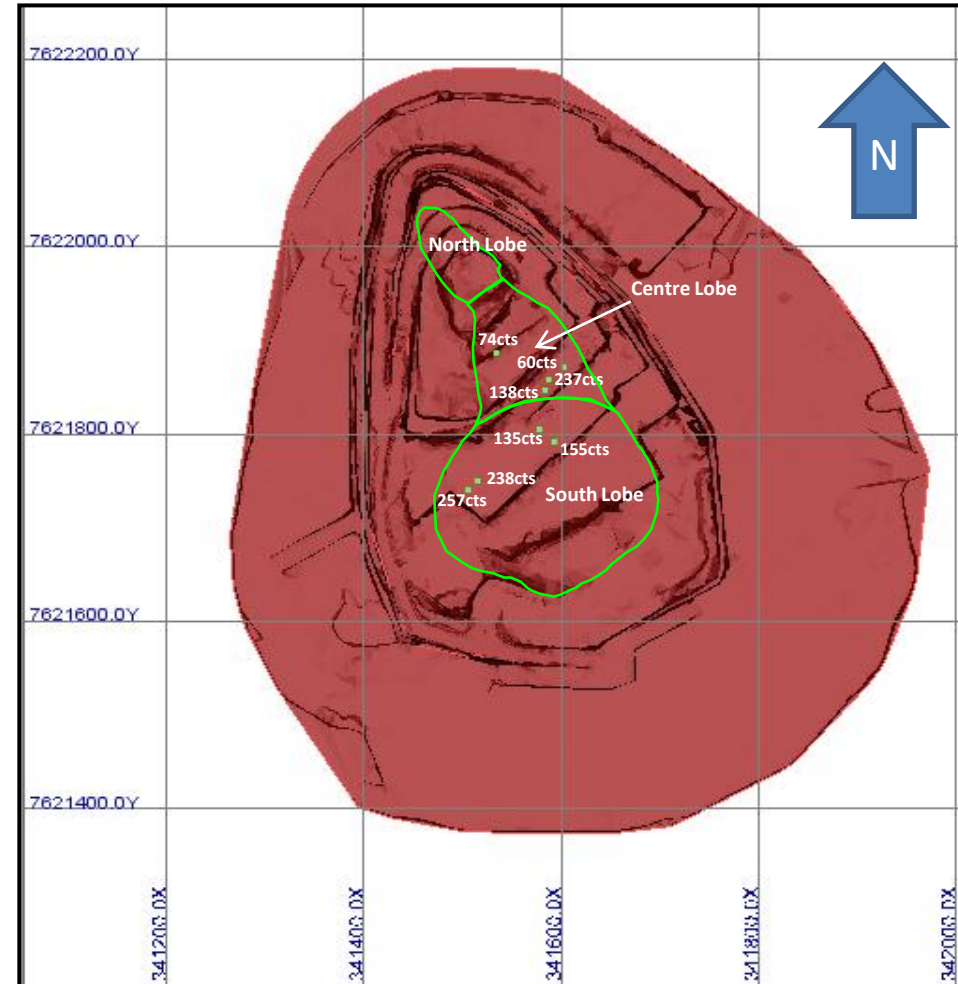
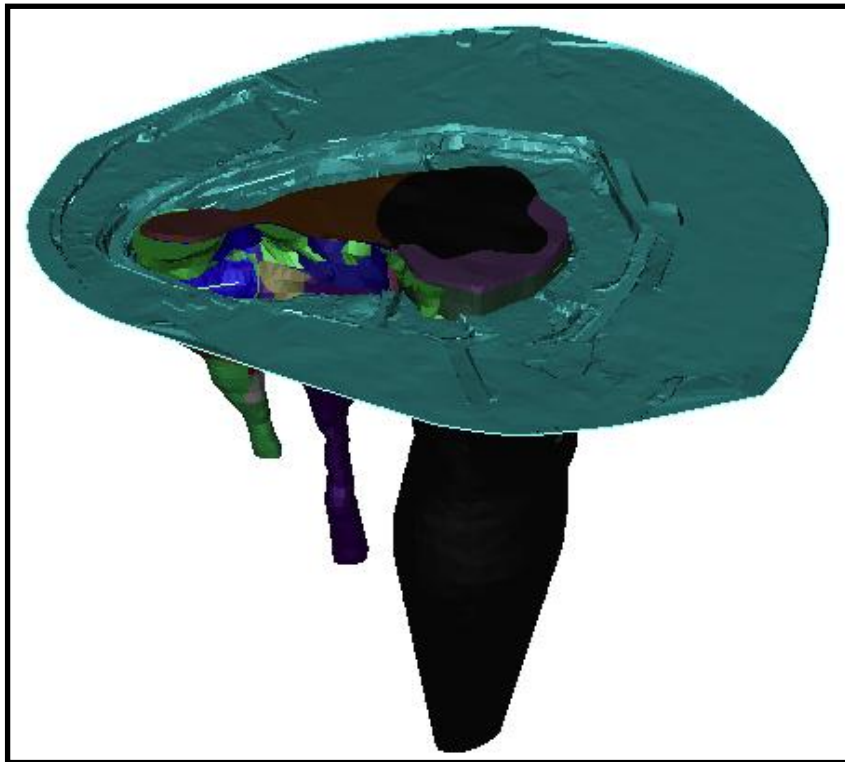
(Carats calculated at 1.5mm bottom cut-off size)



Karowe – The Resource



- Update to the Centre and South lobe resource is currently being conducted.
- Expected to be complete with updated NI43-101 Compliant Resource being issued in Q1 2014.



Karowe – The Mine



Mining at Karowe focused on long-term sustainability

- Mining according to plan
- Three to four months of ore exposed to provide flexibility in plant feed
- Mining in Q4 will primarily be from the Centre and South lobes



Karowe pit looking South

Karowe – The Plant



Mill and crushed ore stockpile

-Diamond friendly

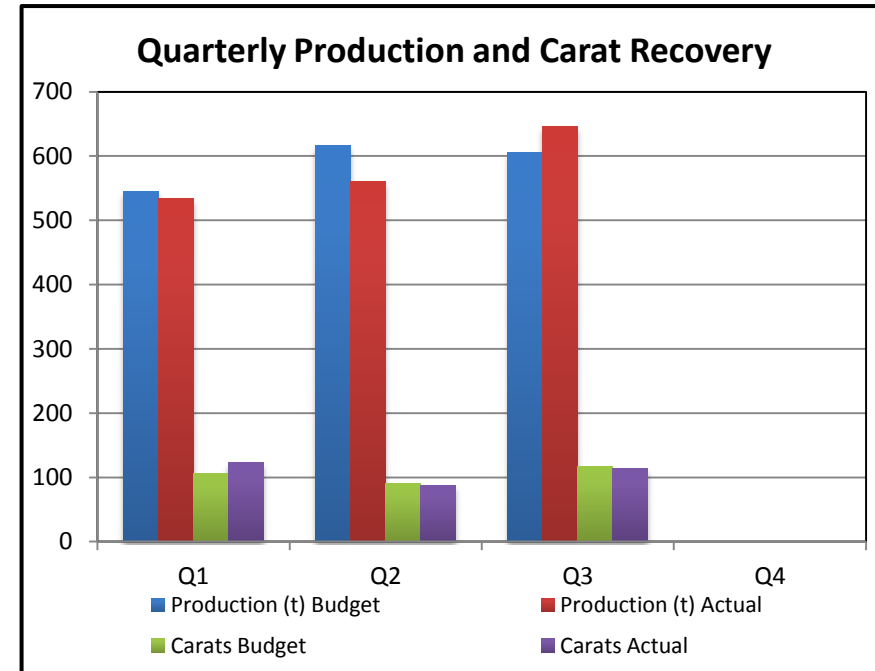
DMS, Recovery, Sorthouse and Tailings Systems



Karowe Mine – Status Update



- Process plant operations are mature with greater understanding of AG mill operational parameters
- Mine is currently running at design capacity
- Water resources effectively being managed through process optimization and feed material selection
- Process changes made to increase top-size of material processed following the recovery of large diamonds
- Process design for processing of hard kimberlite material being developed
- Capital program planned for 2014 to incorporate large diamond recovery systems

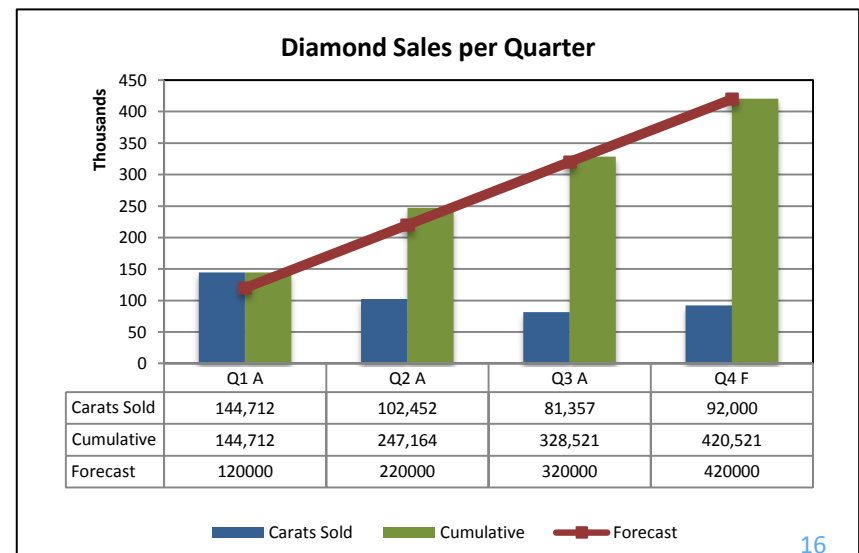


Karowe Mine – Diamond Sales



- Seven regular sales planned for 2013 averaging 50,000 carats per sale with one single large sale of 70 - 80,000 carat in Q3
- Average sales value to end of Q3 was \$403 per carat
- Two large stone tenders held YTD with gross revenues of \$49.2 million
- Third exceptional stone tender to be held in Q4.
- Careful management of sales lots required as diamond quality shifts with the recovery of diamonds from different lobes
- *sales volume may vary based on timing of revenue received


Sale Quarter	Carats Sold*	Revenue (million's)	Value (\$/ct)
Q1 2013	144,712	\$32.5	\$225/ct
Q2 2013	102,452	\$49.3	\$481/ct
Q3, 2013	81,357	\$50.9	\$625/ct
H1 2013	328,521	\$132.7	\$403/ct



Karowe Diamonds



Karowe Run-of Mine Production



Approximately 80,000 carats of ROM production, post cleaning, sorted into sales lots

Karowe Diamonds



The Diamonds of Karowe

70.91 cts sold for \$2.76 million



50.72 cts sold for \$3.3 million



123.63 cts sold for \$4.54 million





Safety, Health, Environmental and Socio-Economic

- Exemplary safety record
- Global Reporting Initiative (“GRI”) – first report produced in Q1, 2013 (Available at www.lucaradiamond.com)
- Good relationships with local communities
- Lundin Foundation currently evaluating and implementing sustainable project in operational areas

The Drivers of Operational Excellence



Mothae Mine – Resource

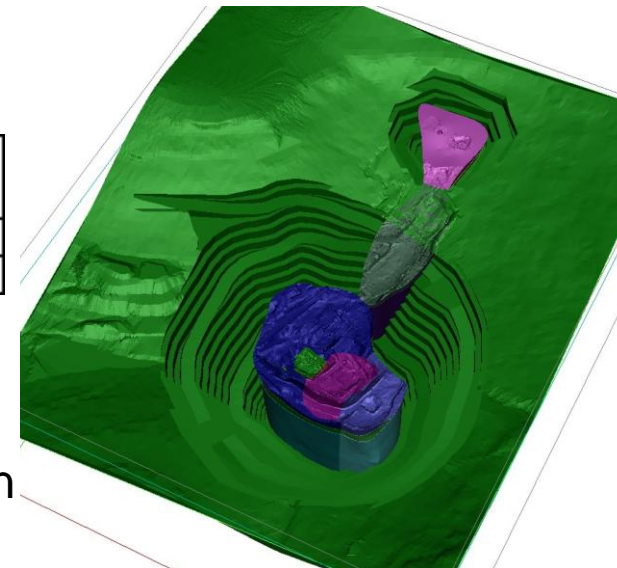


- Trial Mining complete in September 2012 – site put on temporary care and maintenance
- Mothae Resource Update – Complete Q1, 2013

	Volume (Mm ³)	Density (g/m ³)	Tonnes (Mt)	Grade (cpht)	Carats	Value (\$/ct)
Indicated	1.04	2.29	2.39	3.0	71,700	\$ 1,196
Inferred	14.37	2.55	36.57	2.7	987,390	\$ 1,053

NI 43-101 Compliant Resource – www.sedar.com

- Project development options under review based on accumulated information



Mothae Kimberlite and proposed mine layout

Shareholder Value



- **Focus in 2013**

- Carat production and sales of 420,000 carats
- Sustainable production of 2.5 million tonnes
- Revenue generation of greater than \$118 million (Forecast)
- Mothae – further understanding of development options

- **2013 to date**

- Strong diamond tenders to the end of Q3 with \$132.7 million of revenue from the sale of 329,500 carats of diamond with approx. 100,000 carats still to be sold in Q4
- Large and exceptional diamond sales generated \$49.2 million in Q2 and Q3 with third tender taking place in Q4
- Karowe mining and processing on target

- **Experienced management and Board**

- **Lundin Group Company focused on growth and shareholder value**

Contact Information



Address

Suite 2000
885 West Georgia St.
Vancouver, B.C.
Canada
V6C 3E8

Phone and Fax

Ph. 604-689-7842
Fx. 604-689-4250

Email and Web

lucara@namdo.com

www.lucaradiamond.com

