



Lucara Diamond Corp. Mineral Resource Update

December 19, 2013



Lucara Diamond Corp.

Cautionary Statement



Forward-looking information

This document contains statements about expected or anticipated future events and financial results of Lucara that are forward-looking in nature and are based on Lucara's current expectations, estimates and projections. This forward-looking information is subject to certain risks and uncertainties, such as legal and political risk, civil unrest, general economic, market and business conditions, the regulatory process and actions, technical issues, new legislation, competitive and general economic factors and conditions, the uncertainties resulting from potential delays or changes in plans, the occurrence of unexpected events and management's capacity to execute and implement its future plans. The actual results, activities, performance or achievements of Lucara may differ materially from those projected by management. A discussion of factors that may affect Lucara's actual results, performance, achievements or financial position is contained in the filings by Lucara with the Canadian provincial securities regulatory authorities, including Lucara's 2012 annual MD&A filed on March 21, 2013 on the system for electronic document analysis and retrieval ("SEDAR") at www.sedar.com.

Technical information

The technical information in this document for the Mothae diamond project in Lesotho ("Mothae") and the AK6 diamond project (Karowe Mine) in Botswana is based on the following technical reports, respectively:

NI 43-101 Technical Report and Mineral Resource Estimate for the Mothae Diamond Project, Lesotho Prepared by MSA Geoservices (Pty) Ltd on behalf of Lucara Diamond Corp., dated February 28, 2013

NI 43-101 Technical Report on the Feasibility Study for the AK6 Kimberlite Project, Botswana Prepared by MSA Geoservices (Pty) Ltd on behalf of Lucara Diamond Corp., dated December 31, 2010

The authors of these technical reports are independent of the Company and are qualified persons for the purposes of National Instrument 43-101 – Standards of Disclosure for Mineral Projects ("NI 43-101"). The technical reports are available for review on SEDAR at www.sedar.com.

Mineral Resource Update



- Updated mineral resource estimation effective October 21 2013
- Completed by Mineral Services Canada (Ltd) taking into account mining activities since onset of production
- Includes changes to the geological model, re-interpretation of diamond size distributions, and actual diamond sales



Karowe Resource Update



- Since onset of construction and mining:
 - 5.50 Million tonnes of kimberlite mined
 - 3.46 Million tonnes of kimberlite processed
 - 690 000 carats produced for a recovered grade of 20 cpht
 - Over US\$234 million in revenue from diamond sales



Updated In Situ Mineral Resource



Classification	Resource	Volume (Mm ³)	Density (g/cm ³)	Tonnes (Mt)	Carats (Mct)	Grade (cpht)	\$/Ct
IND	North	0.74	2.48	1.83	0.30	16	217
	Centre	2.53	2.56	6.49	1.27	20	351
	South	13.50	2.81	37.89	5.89	16	413
	IND Total	16.77	2.76	46.21	7.46	16	394
INF	Centre	0.08	2.59	0.21	0.03	15	351
	South Lobe	7.01	2.96	20.79	3.01	14	413
	INF Total	7.09	2.96	21.00	3.04	14	412
ALL	Total	23.86	2.82	67.21	10.50	16	399

Indicated to 400m depth, Inferred to 750m depth

Carats recoverable at a 1.25mm bottom cut-off (current Karowe Plant configuration)

The reader is cautioned that mineral resources that are not mineral reserves do not have demonstrated economic viability. Estimates of recoverable carats are based on the current Karowe plant configuration and physical ore characteristics (in particular ore hardness) and may be influenced by any changes to these factors.

Mineral Resource Update: Highlights



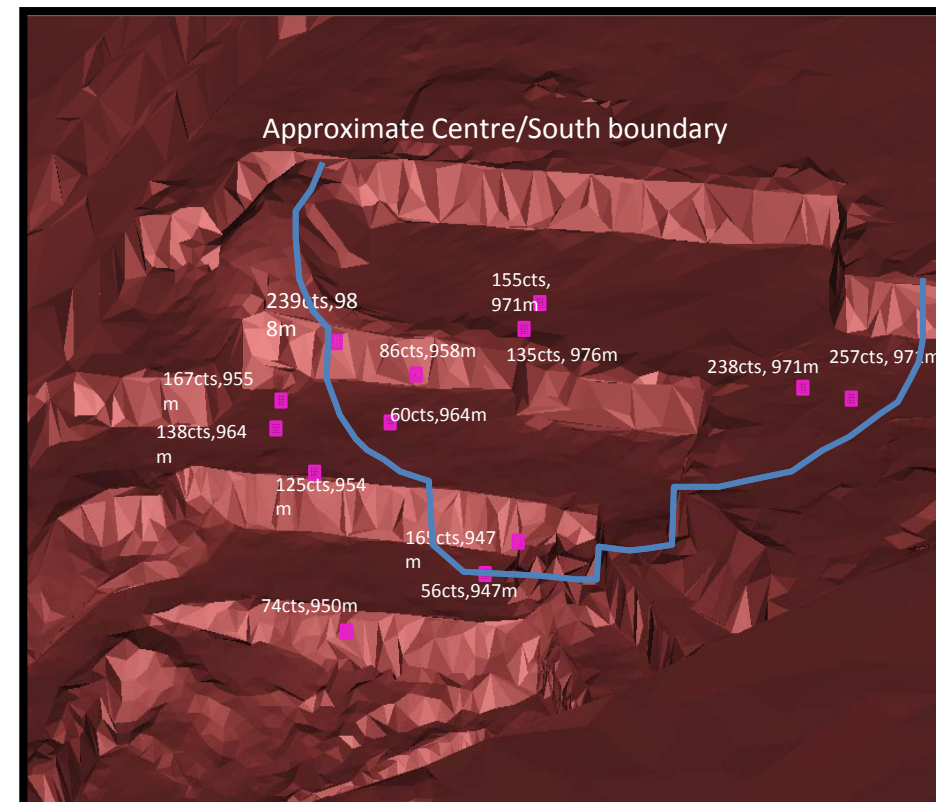
- Significant increase in the estimated in-situ value of the Indicated Resource
- The presence of exceptional diamonds within the Centre and South lobes are now appropriately reflected in the size frequency distributions and the modeled average price
- Separate size distribution models for each of the three lobes
- Pricing based on Nov. 2013 price book
- Price for Specials (+10.8ct) based on actual sales data
- Average price of +10.8ct diamonds from the Centre and South lobe is >US \$6000/ct
- Coarse size distribution models for the Centre and South Lobes substantiated by continued recovery of significant large diamonds



Karowe Resource Update: Specials



- Centre and South Lobe host coarse diamond size distributions
- Result is a positive impact on volume of specials sold, a proportion of these specials are of exceptional quality
- 23 diamonds have sold for > US \$1 million, of these 9 have sold for in excess of US \$ 3 million

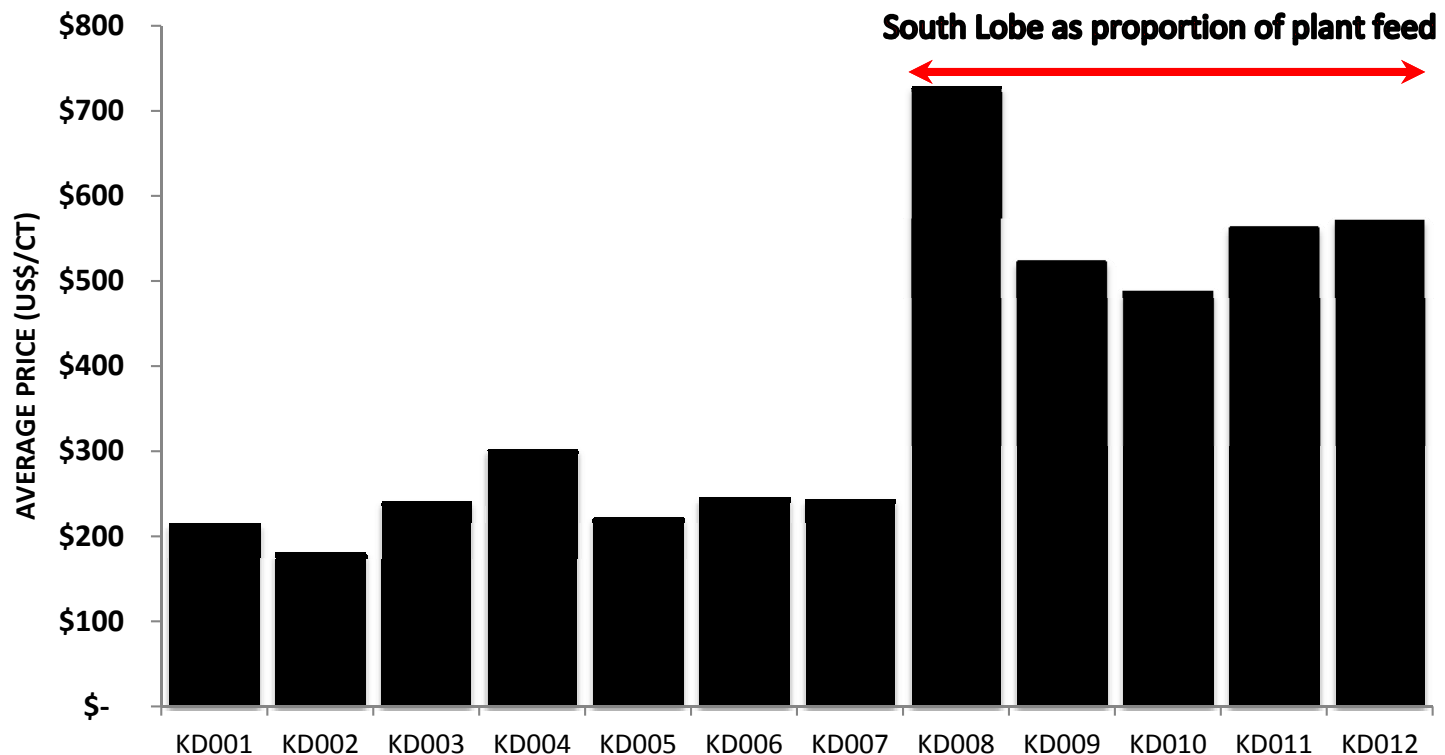


Karowe Mineral Resource

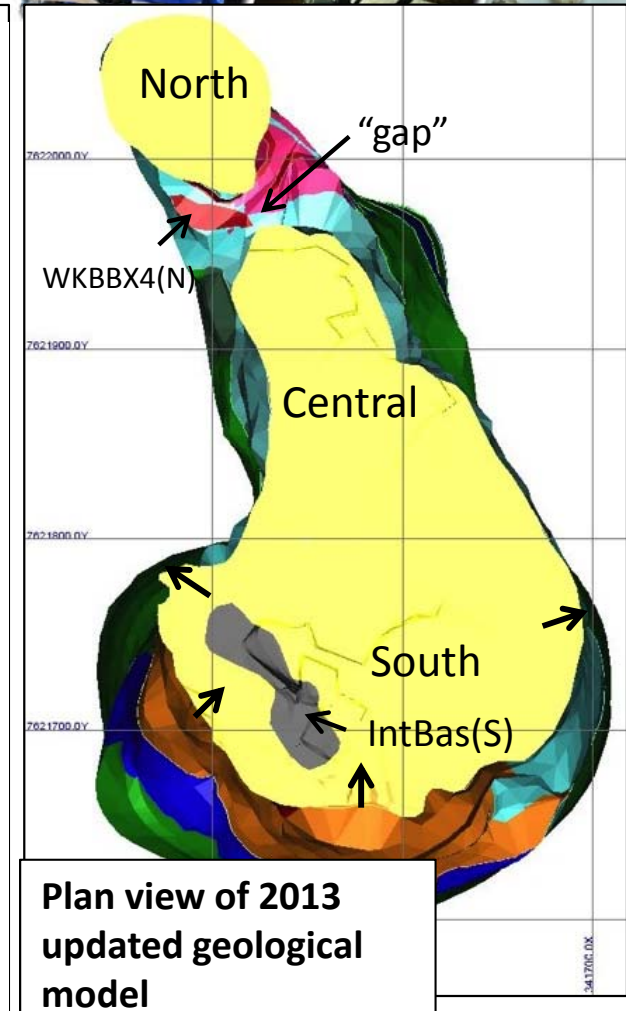
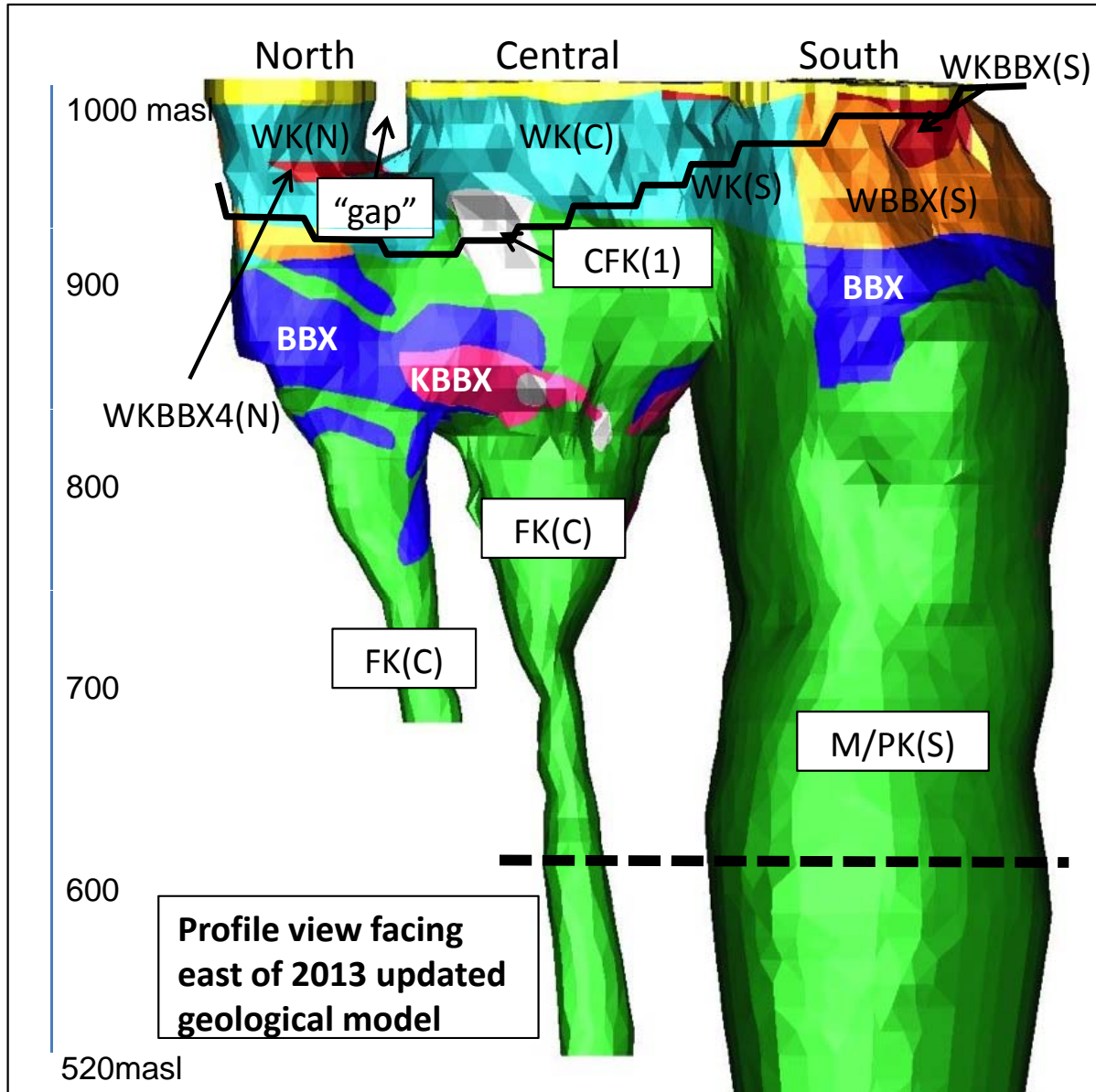


- Introduction of South Lobe kimberlite to the mill feed is coincident with increase in volume and average price for the +10.8 carat diamonds

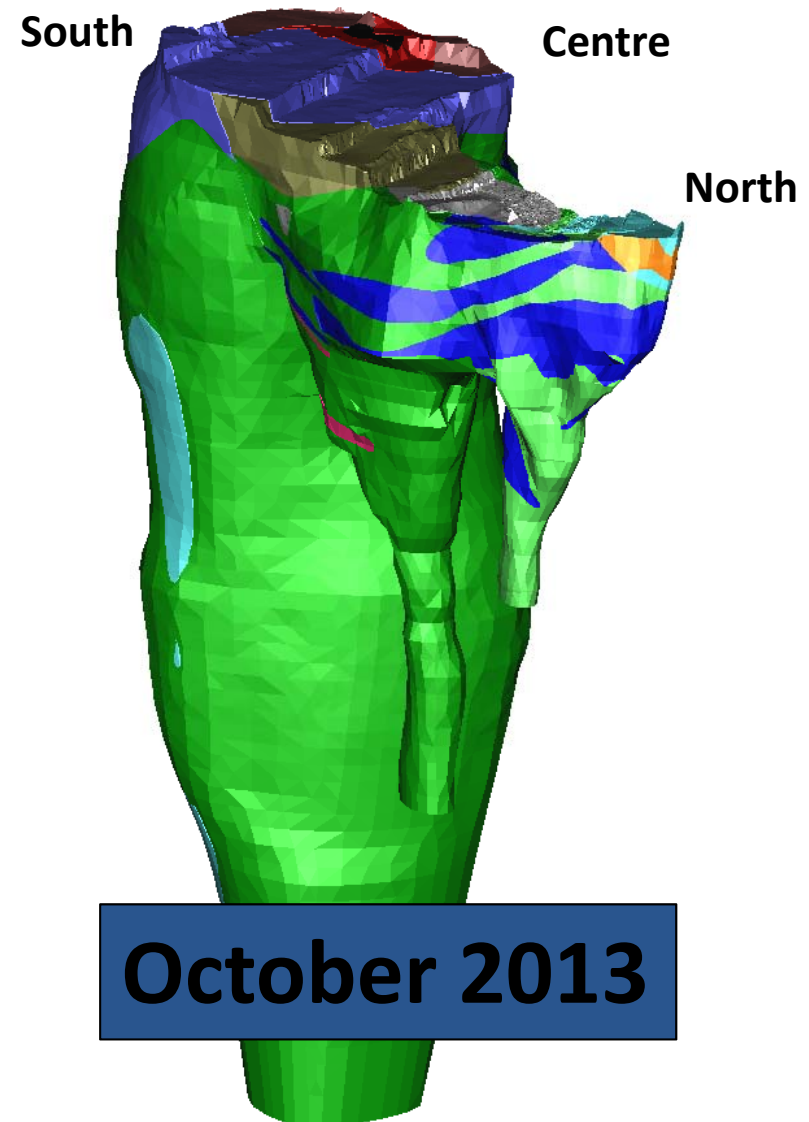
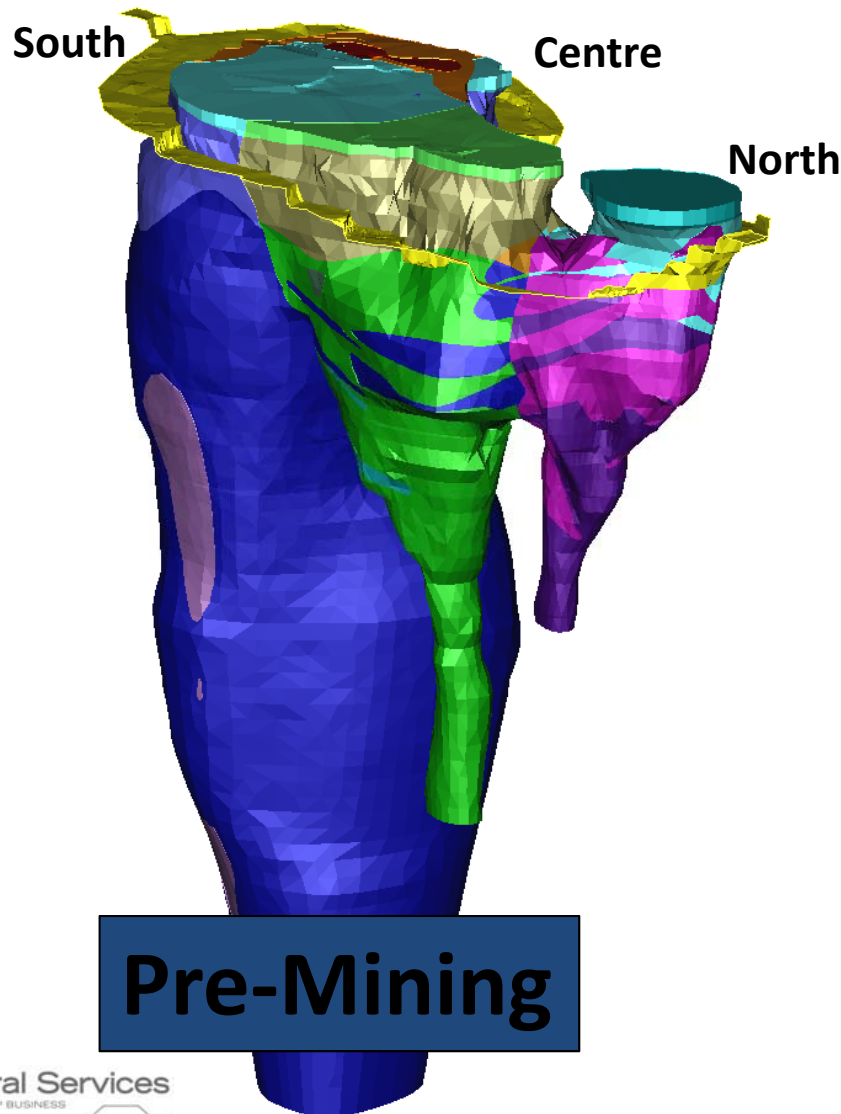
Karowe Average Diamond Price by Sale



2013 Geological Model



Karowe Geological Model



Contact Information



Address

Suite 2000
885 West Georgia St.
Vancouver, B.C.
Canada
V6C 3E8

Phone and Fax

Ph. 604-689-7842
Fx. 604-689-4250

Email and Web

lucara@namdo.com

www.lucaradiamond.com

